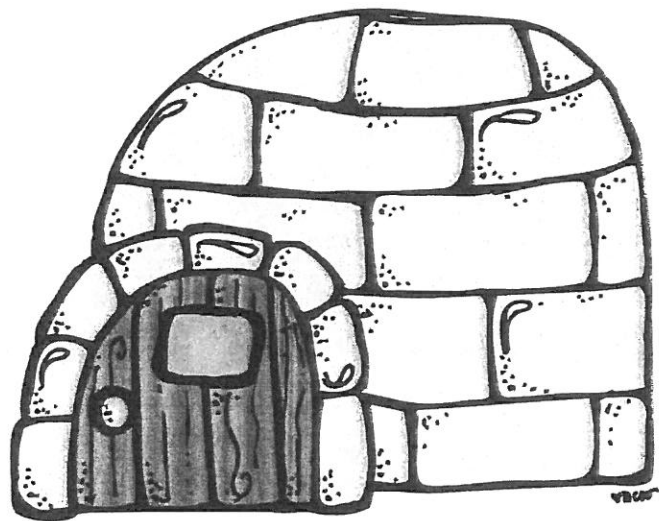



# CALAMITY

## DAY 1

### PACKET





# Brother Messy, Brother Neat

A Reading A-Z Level H Leveled Book  
Word Count: 205



 Reading A-Z

Visit [www.readinga-z.com](http://www.readinga-z.com)  
for thousands of books and materials.

LEVELED BOOK • H

# Brother Messy, Brother Neat



Written by Torran Anderson • Illustrated by Norm Grock

[www.readinga-z.com](http://www.readinga-z.com)



# Brother Messy, Brother Neat



Written by Torran Anderson  
Illustrated by Norm Grock

[www.readinga-z.com](http://www.readinga-z.com)



Lucky for them, they both agreed  
on what to paint.

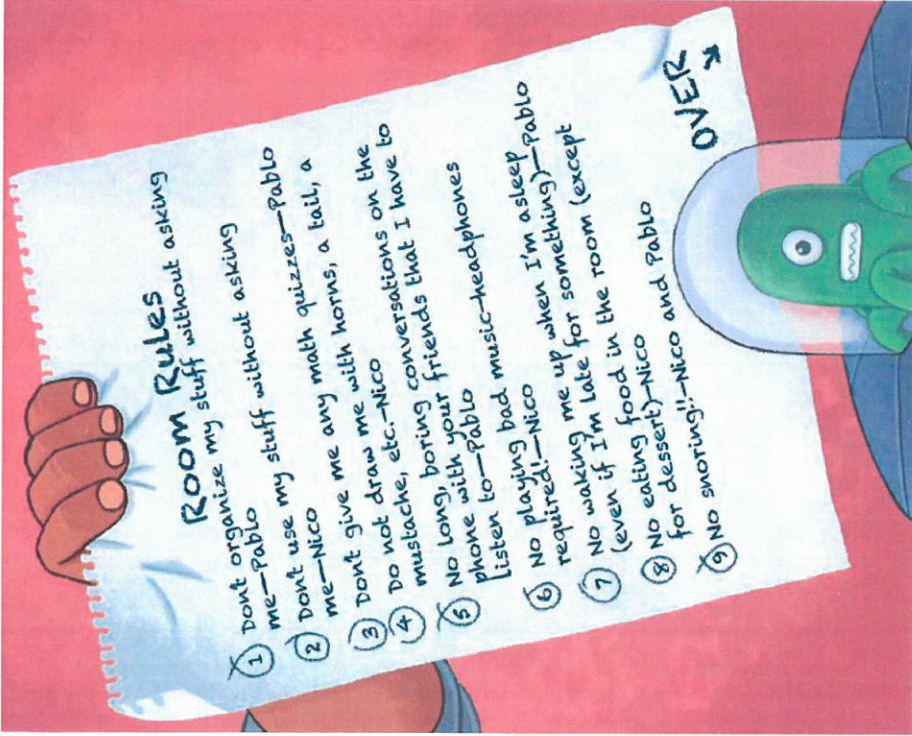
Brother Messy, Brother Neat  
Level H Leveled Book  
© Learning A-Z  
Written by Torran Anderson  
Illustrated by Norm Grock  
All rights reserved.  
www.readinga-z.com

### Correlation

LEVEL H	
Fountas & Pinnell	H
Reading Recovery	13-14
DRA	14



“We need to paint our room!”



They thought up a list of fifteen rules they promised they wouldn't break.

At the end they both agreed on one more thing.




Pablo was messy.

He liked to draw whenever he could.



Nico was neat.

He liked to organize whatever he could.



The third week, they decided to come up with rules.


“First rule is you can’t organize my stuff without asking me,” Pablo said.

“Second rule is you can’t use my stuff without asking me,” Nico said.





Nico had to cross the line every day to leave the room, though. He pulled up the tape.



When their sister Maria was born, the boys had to share a room.



“I’m not sharing a room with that slob,” Nico said.



The second week, Nico put tape on the floor.

“You stay on your side,” Nico said.



The closet was too dark at night, though.

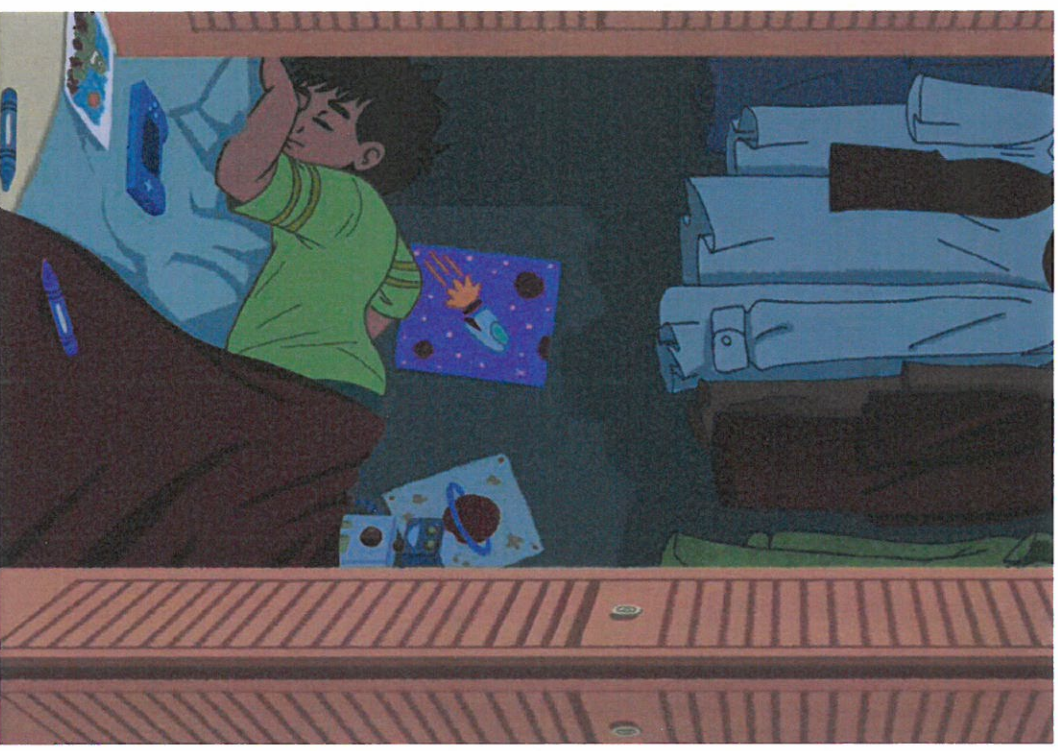
Pablo moved back into their room.



“How can I do anything fun when everything is so clean?” Pablo asked.



“Find a way to work it out,” their mother said.



Their first week together, Pablo slept in the closet.  
“It’s too clean out there,” Pablo said.

Pick Pablo or Nico & complete.


RL.1.3 | Can Describe Characters

says

thinks

feels

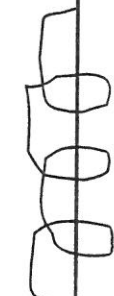
does





NAME: \_\_\_\_\_

# \_\_\_\_\_

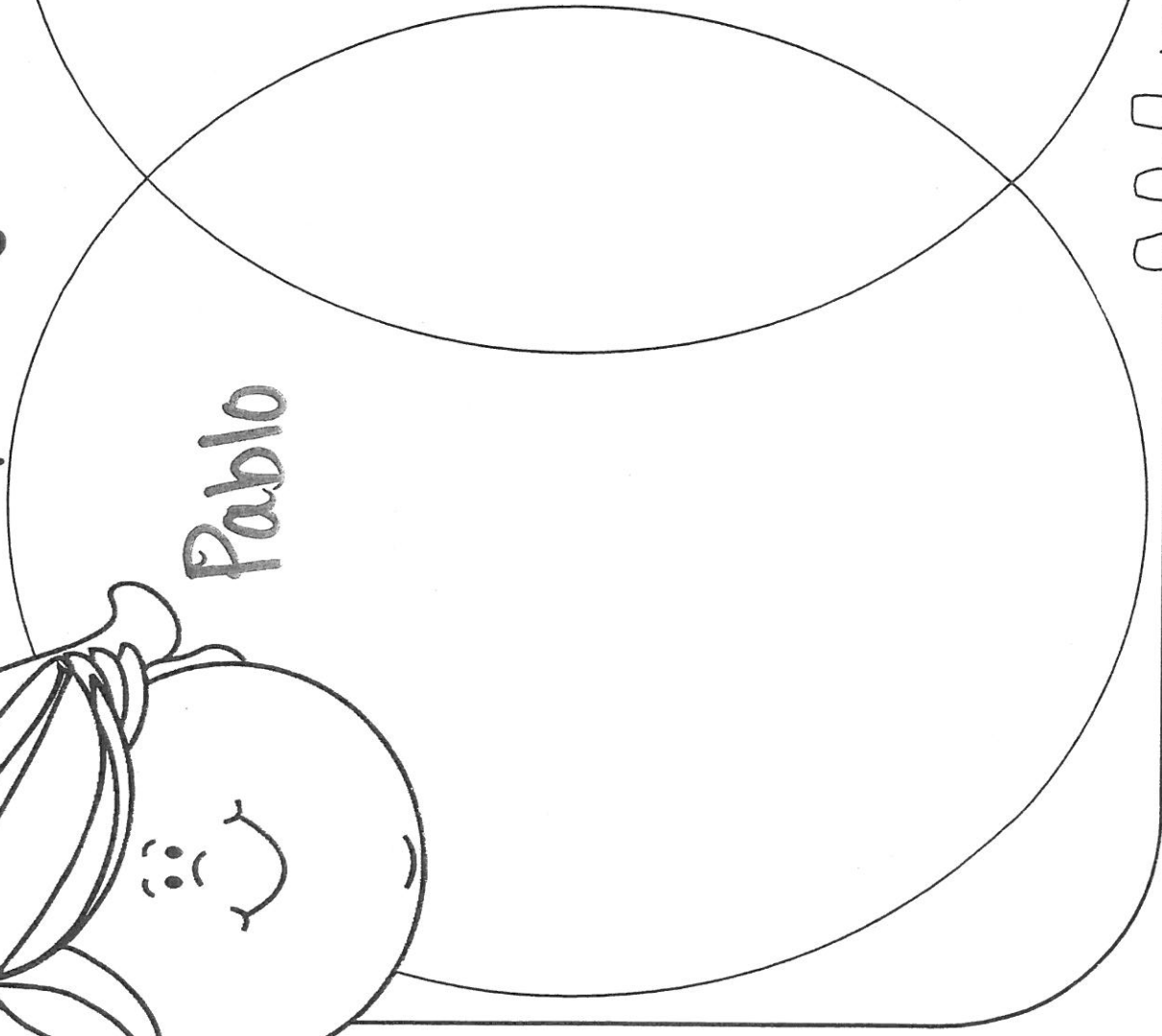


Brother Messy, Brother Neat

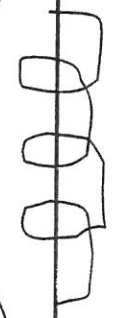
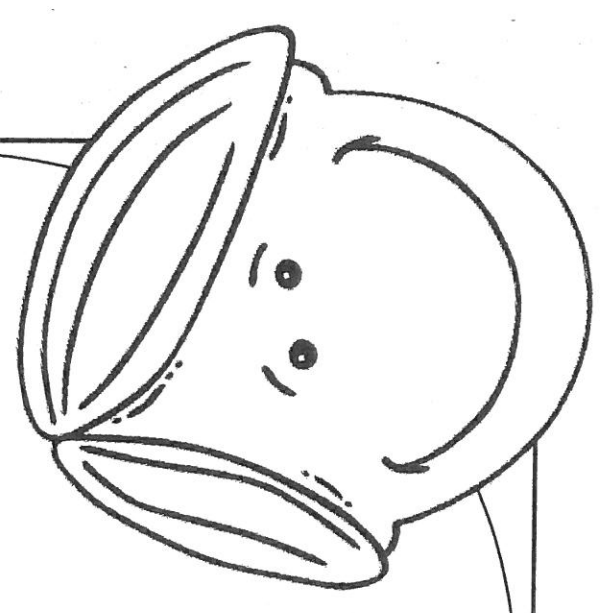
# Comparing Characters



Pablo



Nico








# Draw and Write

Create a snowy scene for the character. Then, write a story. Be creative!




---

---


---



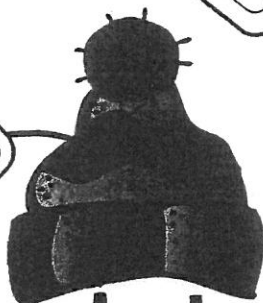
# winter shopping list



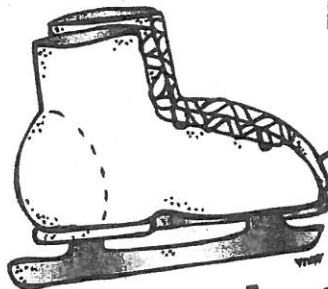
**mittens**



**boots**



**hat**



**ice skates**



**shirt**













# winter shopping list

Use the shopping list to help you figure out your total.  
Show your work.

1. You go shopping and buy  and .  
How much do you spend in all?

2. You go shopping and buy  and .  
How much do you spend in all?

2. You go shopping and buy  and .  
How much do you spend in all?

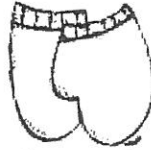




# winter shopping list

Use the shopping list to help you figure out your total.  
Show your work.

4. You have 15 cents. You buy  
How much do you have now?



5. You have 12 cents. You buy  
How much do you have now?



6. You have 14 cents. What can you buy?

















Name: \_\_\_\_\_

Directions: Complete the addition sentence using the ten frame.





# Let's Make Ten


\_\_\_ + \_\_\_ = 10




\_\_\_ + \_\_\_ = 10








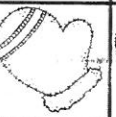

\_\_\_ + \_\_\_ = 10

\_\_\_ + \_\_\_ = 10

\_\_\_ + \_\_\_ = 10







\_\_\_ + \_\_\_ = 10



Name: \_\_\_\_\_


Directions: Fill in the missing number to complete the number bond.

# Penguin Number Bonds







Winter



Summer



Spring



Autumn



© KB3Teach

rainbow




Robin



hat, scarf



skating




cornucopia



sailing



ice cream




leaves



pumpkin



sandcastle



snowman



flowers



